

9 LED 5' High Mast Lights

300W! " * \$K

► FEATURES & BENEFITS

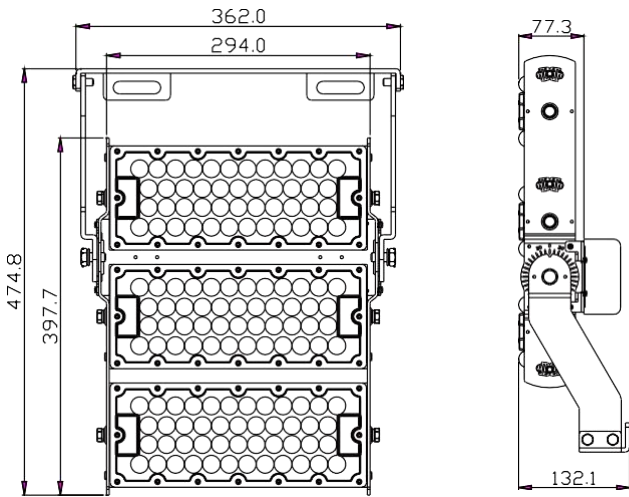
- IP65 rated LED floodlight
- Rotatable modules offering maximum customisation
- Heavy duty stirrup mounting bracket
- Multiple optics available
- Can be installed as a floodlight or high bay
- With illumination equivalent to 600 watt metal halide fixtures you'll enjoy an "instant-on, flicker-free" cold start, and industry-leading 155-160Lm/W.
- Protractor scale for easier aiming
- 50,000-hour operating life means years of maintenance free operation.
- Unique design extracts heat from the light source, thereby extending component life and ultimately prolonging the useful life of the fixture.
- Lightweight design provides easy retrofitting of existing HID installations, along with quick mounting on all new installations.



LED 4 HIGH MAST LIGHT 300W (J) #J



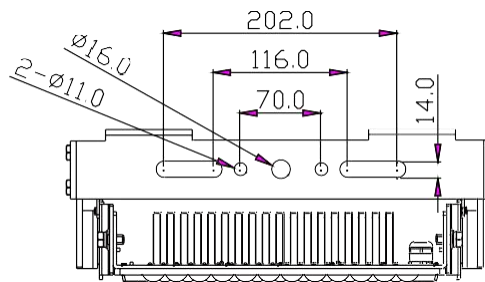
▼ DIMENSIONS



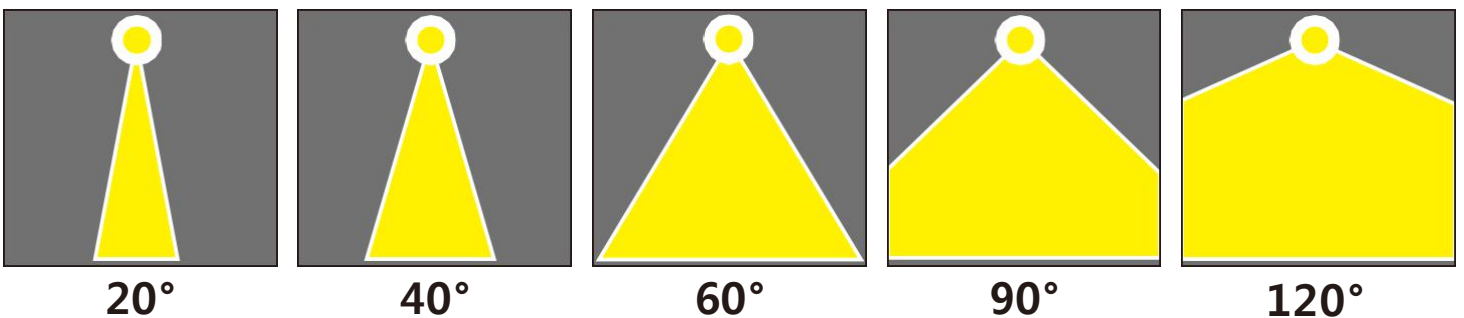
◀ Length: 14.25 in (362 mm)

▲ Height: 18.7 in (475 mm)

▼ Width: 5.2 in (132 mm)



▼ PHOTOMETRICS





All Applications

- Uniformity and light quality
- Light pollution and spillage
- Controls



Baseball, Softball

- High levels of illumination
- Lighted from all sides
- Reducing glare



Harbors, Wharfs

- Pole location (primarily sidelines)
- Pole quantity
- Number of fixtures per pole



Soccer, Lacrosse, Mixed Use

- Pole location
- Pole quantity
- Number of fixtures per pole



Basketball, Tennis

- Floodlight, or area-style fixtures
- Court configuration (grouping)
- Court access

- 1 ▶ Rotatable module
- 2 ▶ Replaceable optical lens
- 3 ▶ Protractor scale for easier aiming
- 4 ▶ Lengthened heavy duty mounting bracket allowing for 360° rotation
- 5 ▶ Salt spray resistant, corrosive resistant, processed with dedicated treatments on the heat sink and other components, these fixtures can withstand corrosive and salt intensive environments.



LED HIGH MAST AREA LIGHT SPECIFICATION SHEET



▶ OPTICAL SPECS

300W (300W) #J

| | |
|---------------|---|
| Efficiency: | Up to 160 Lm/W ±3% |
| Lumen: | 48,000 Lumens |
| Color Temp: | 3000K / 4000K / 5000K / 5700K |
| Light Source: | Lumileds 5050 |
| Beam Angle: | 20° / 40° / 60° / 90° / 140°/100° / Milky PC 120° |

▶ ELECTRICAL SPECS

| | |
|------------------|-------------------------|
| Wattage: | 300 Watt (300W) #J |
| Input Voltage: | 100-277VAC |
| Power Frequency: | 50/60 Hz |
| Driver: | Meanwell 2xELG-150-48A |
| Dimming: | Dimmable / Non-dimmable |

▶ OTHER DETAILS

| | |
|-------------------|--|
| Fixture Material: | Marine grade aluminum |
| IP Rating: | IP65 (TUV report available) |
| Module rotatable: | Module rotatable up & down 15° |
| Lifespan: | >50,000 Hours |
| Dimensions: | 18.7 x 14.25 x 5.2 in (475 x 362 x 132mm) |
| Certificates: | TUV ,CE ,SAA ,CB, LM79, LM80, ISTMT, LCP |



Salt Spray Test

9 LED 5' HIGH MAST LIGHT




APPLICATION

- ▶ Outdoor lighting
- ▶ Security lighting
- ▶ Industrial lighting
- ▶ Sports field lighting
- ▶ Construction site lighting
- ▶ Highmast lighting

▼ ADJUSTABLE MOUNT



±360°



NOVILUM