

1500W

# X-LED HIGH MASTLIGHTS

## ► FEATURES & BENEFITS

- IP65 rated LED floodlight
- Rotatable modules offering maximum customisation
- Heavy duty stirrup mounting bracket
- Multiple optics available
- Can be installed as a floodlight or high bay
- With illumination equivalent to 3000W metal halide fixtures you'll enjoy an "instant-on, flicker-free" cold start, and industry-leading 155Lm/W.
- Protractor scale for easier aiming
- 50,000-hour operating life means years of maintenance free operation.
- Unique design extracts heat from the light source, thereby extending component life and ultimately prolonging the useful life of the fixture.
- Lightweight design provides easy retrofitting of existing HID installations, along with quick mounting on all new installations.

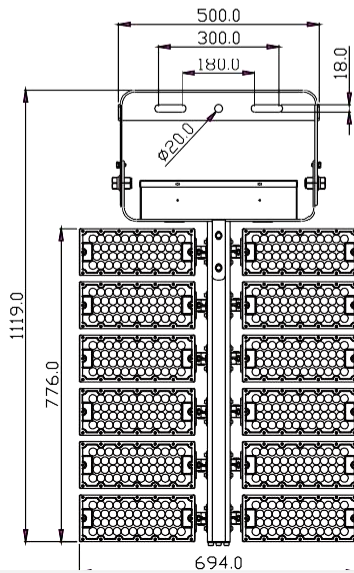




# X-LED HIGH MAST LIGHT 1500W



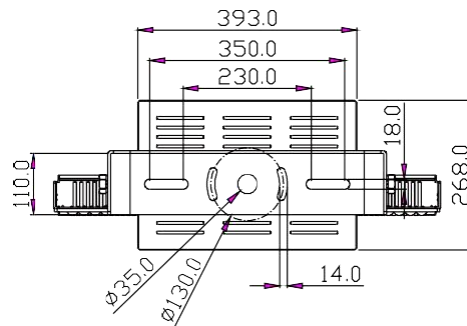
## DIMENSIONS




Length: 27.3 in (694 mm)

Height: 44 in (1119mm)


Width: 10.5 in (268 mm)




## PHOTOMETRICS




20°




40°



60°



90°



120°





### All Applications

- Uniformity and light quality
- Light pollution and spillage
- Controls



### Baseball, Softball

- High levels of illumination
- Lighted from all sides
- Reducing glare



### Harbors, Wharfs

- Pole location (primarily sidelines)
- Pole quantity
- Number of fixtures per pole



### Soccer, Lacrosse, Mixed Use

- Pole location
- Pole quantity
- Number of fixtures per pole




### Basketball, Tennis

- Floodlight, or area-style fixtures
- Court configuration (grouping)
- Court access



- 1 ▶ Rotatable module
- 2 ▶ Replaceable optical lens
- 3 ▶ Protractor scale for easier aiming
- 4 ▶ Lengthened heavy duty mounting Bracket allowing for 360° rotation
- 5 ▶ Salt spray resistant, corrosive resistant, processed with dedicated treatments on the heat sink and other components, these fixtures can withstand corrosive and salt intensive environments.

# LED HIGH MAST AREA LIGHT SPECIFICATION SHEET



## ▶ OPTICAL SPECS

### X-LED 1500W

Efficiency:	Up to 150 Lm/W $\pm$ 3%
Lumen:	225.00 Lumens
Color Temp:	3000K / 4000K / 5000K / 5700K
Light Source:	Lumileds 5050
Beam Angle:	20° / 40° / 60° / 90° / 140*100° / Milky PC 120°

## ▶ ELECTRICAL SPECS

Wattage:	1500 Watt
Input Voltage:	100-277VAC
Power Frequency:	50/60 Hz
Driver:	Sosen 6 x SS-240V-54 / Meanwell 6 x ELG-240-48A
Dimming:	Dimmable / Non-dimmable

## ▶ OTHER DETAILS

Fixture Material:	Marine grade aluminum
IP Rating:	IP65 (TUV report available)
Module rotatable:	Module rotatable up & down 15°
Lifespan:	>50,000 Hours
Dimensions:	44 x 27.3 x 10.5 in (1119 x 694 x 268mm)
Certificates:	ETL, cETL, DLC, TUV ,CE ,SAA ,LM79, LM80 ,ISTMT ,LCP



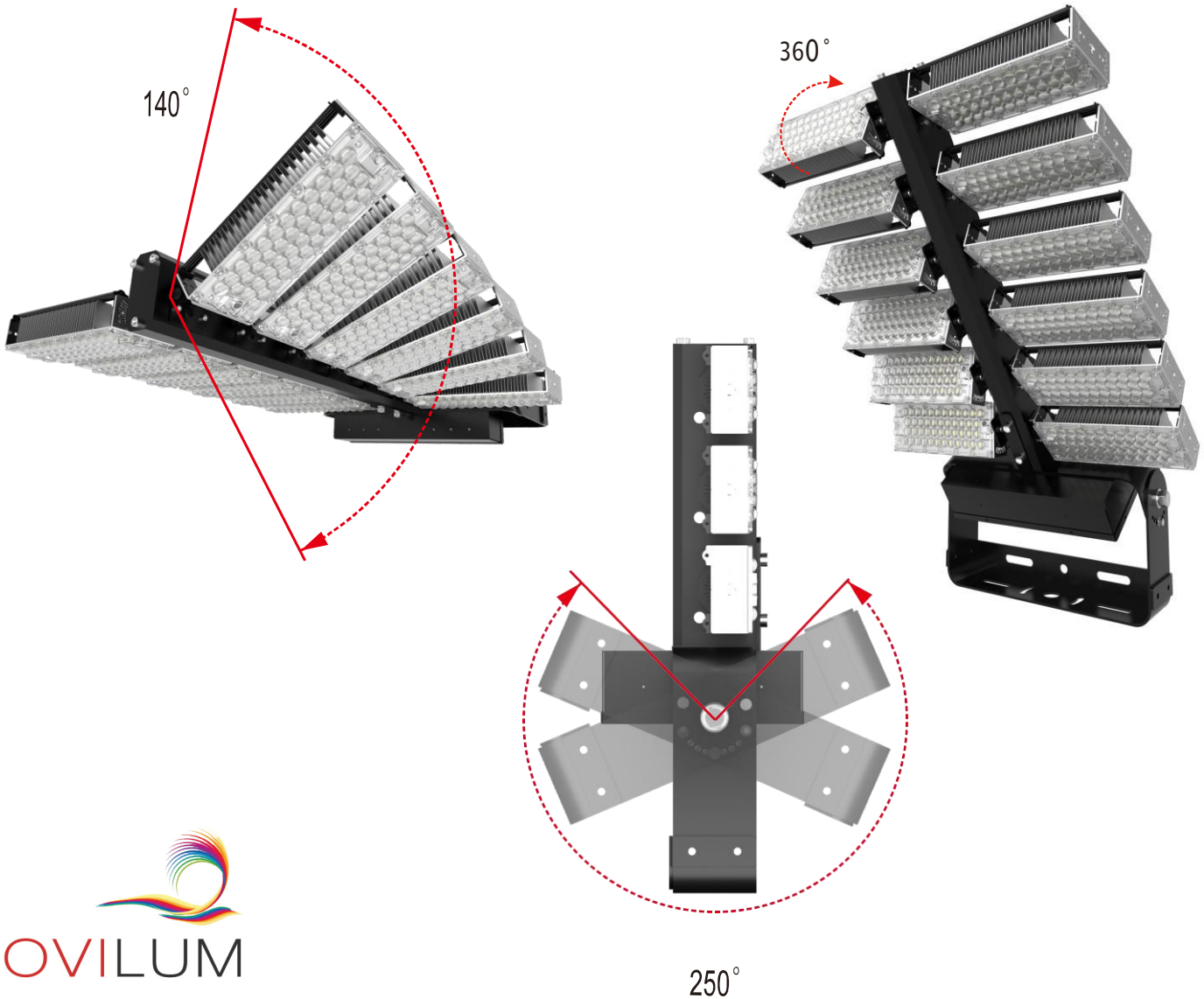
Salt Spray Test



## APPLICATION

- ▶ Outdoor lighting
- ▶ Security lighting
- ▶ Industrial lighting
- ▶ Sports field lighting
- ▶ Construction site lighting
- ▶ Highmast lighting

## ▼ ADJUSTABLE MOUNT



NOVILUM

250°